

If Listening is Tough...

Activity-Specific Tips

Watching TV	<ul style="list-style-type: none">❖ Turn on closed captioning on your TV so you can follow what's happening more easily❖ Turn on closed captioning on your phone❖ Use closed captioning & slow playback speed on YouTube. See instructions below.
Getting Info	<ul style="list-style-type: none">❖ Request info by text, email, or mail
Telephone	<ul style="list-style-type: none">❖ This can be used when talking AND/OR listening are a challenge.❖ Dial 711 from your phone to get the TRS (Telephone Relay Service) to conduct a phone call with text❖ Can set up all calls to be this way on your smart phone.❖ Instructions for smart phones below❖ If the person you are calling does not have TTY activated<ul style="list-style-type: none">• must use 711 or select TTY/RTT Relay option OR• Email links below so they can activate TTY on their phone. They won't have to use it for all calls.❖ Have people you call frequently enable this feature on their smartphone.
Video Calls	<ul style="list-style-type: none">❖ Great option if seeing faces helps—nonverbal communication & images❖ Add FaceTime app to your phone❖ Instructions below

General Info about TTY

<https://www.gallaudet.edu/about/history-and-traditions/tty-relays-and-closed-captions>

TTY on Smartphone

Android

- ❖ <https://support.google.com/accessibility/android/answer/9042284?hl=en>

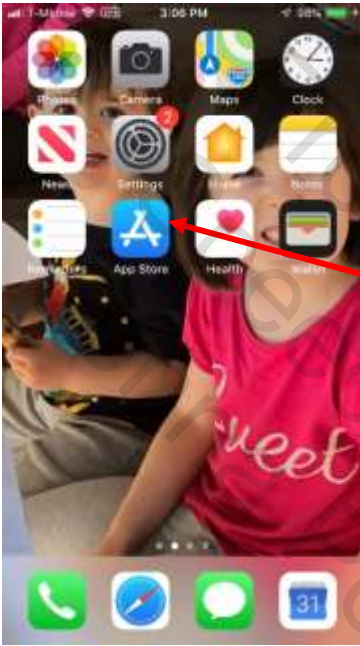
Iphone

- ❖ Step-by-step video & sample phone call: <https://www.iaccessibility.com/videos/deaf-hard-of-hearing/index.cgi/video?ID=186>
- ❖ How to set up: <https://support.apple.com/guide/iphone/rtt-and-tty-iph3e2e47fe/ios>
- ❖ How to make: <https://support.apple.com/en-us/HT207033>
- ❖ How to receive: <https://support.apple.com/en-us/HT208254>



Setting up RTT/TTY on iPhone

1. Open Settings



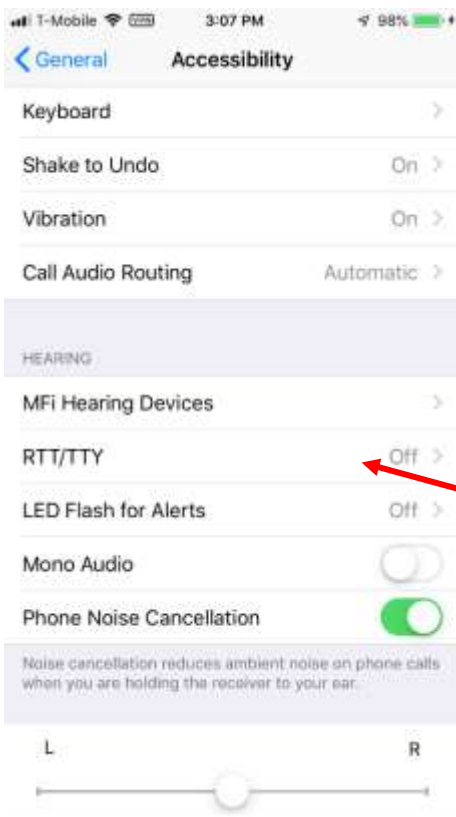
2. Scroll down to General. Click on General



3. Click on Accessibility



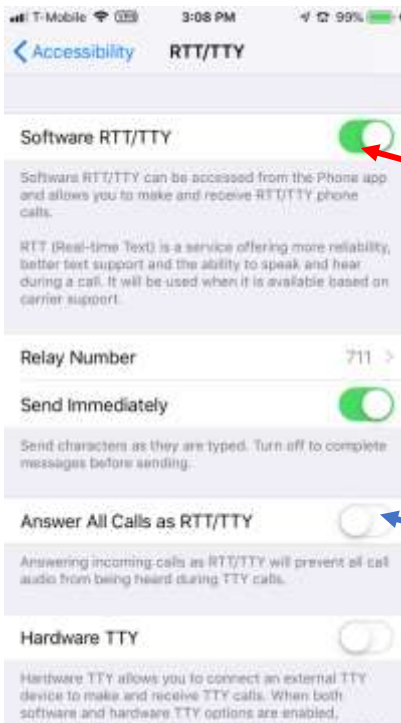
4. Scroll down to the RTT/TTY. Click on Off (to turn ON)



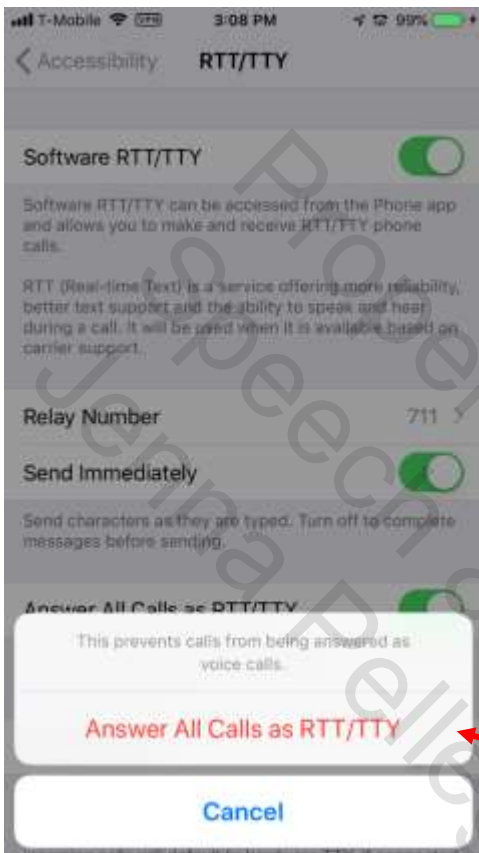
5. Toggle to the Right next to Software RTT/TTY.



6. The Toggle next to Software RTT/TTY will become Green. If you want all calls to be RTT/TTY, Toggle to the Right next to Answer All Calls as RTT/TTY.



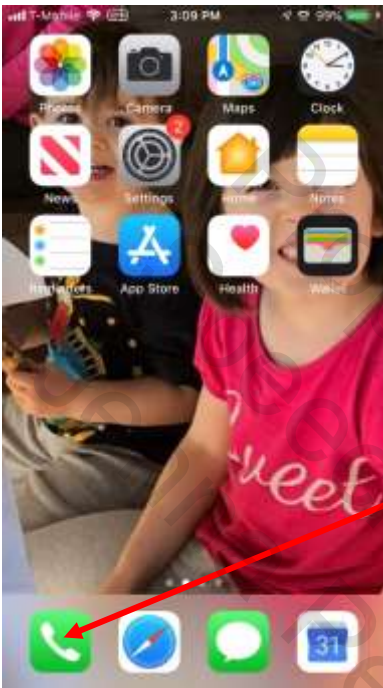
7. Select Answer All Calls as RTT




8. Press the home button.



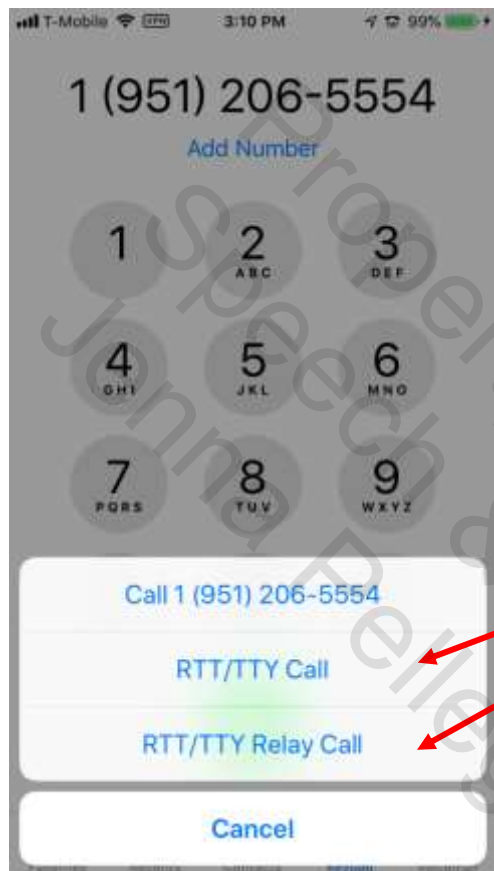
9. Click on the Phone App



10. Type in phone # & press green call button



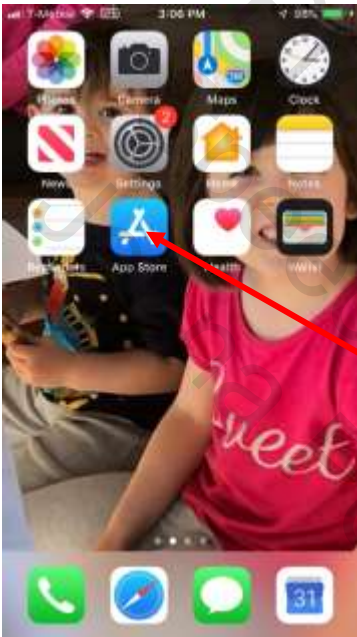
11. Select either RTT/TTY Call (other line HAS RTT) or RTT/TTY Relay Call (other line does NOT have RTT)



Adding FaceTime for Video Calls



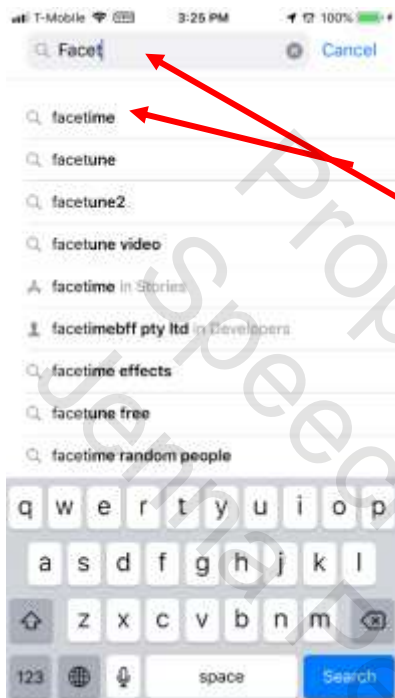
1. Open App Store



2. Select Search function.



3. Type in FaceTime



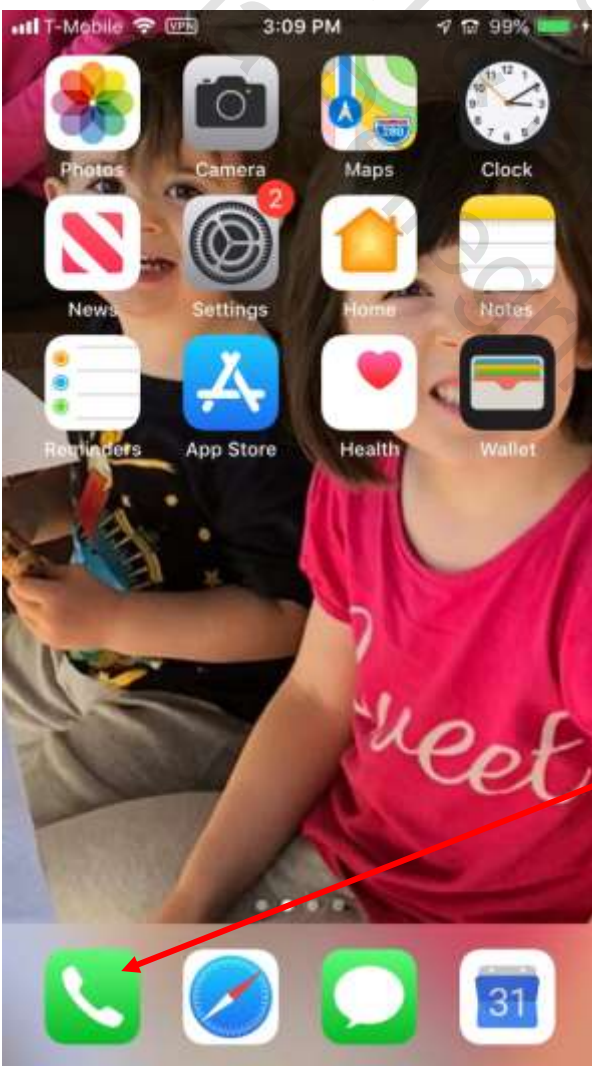
4. Scroll down and select GET (or OPEN) for FaceTime




5. Select Home button



6. Select Phone App



7. Type in phone # & Green call button




8. After call connects, Select FaceTime icon

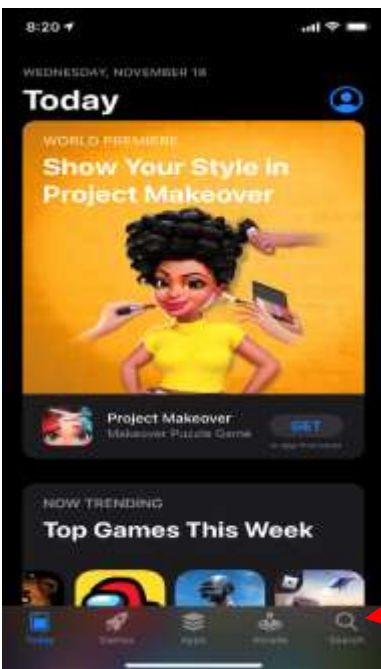


Adding Closed Captioning & Slow Playback to

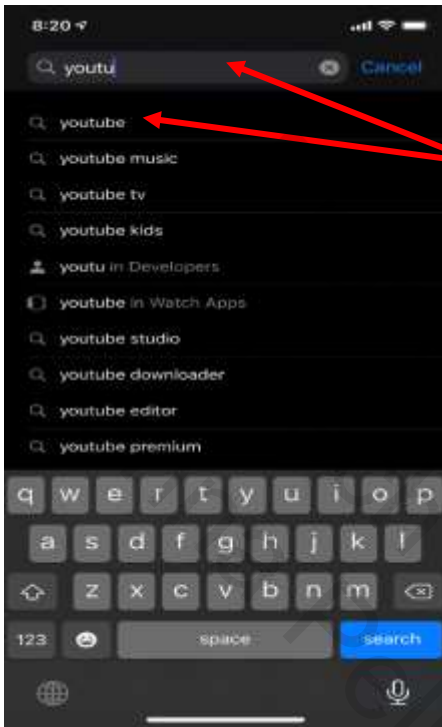
1. Open App Store



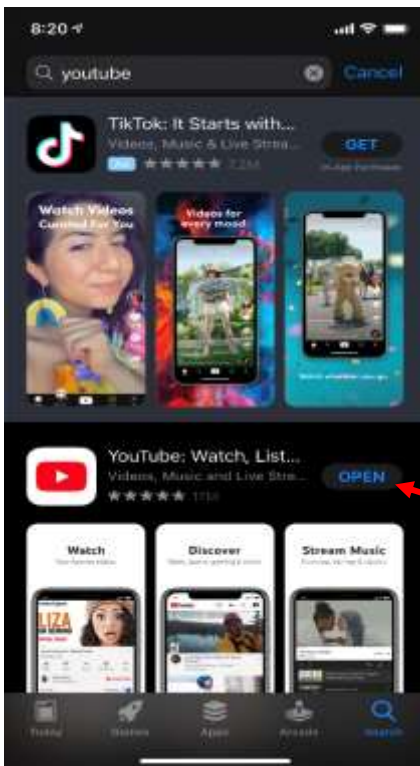
2. Click on Search



3. Type in YouTube. Select



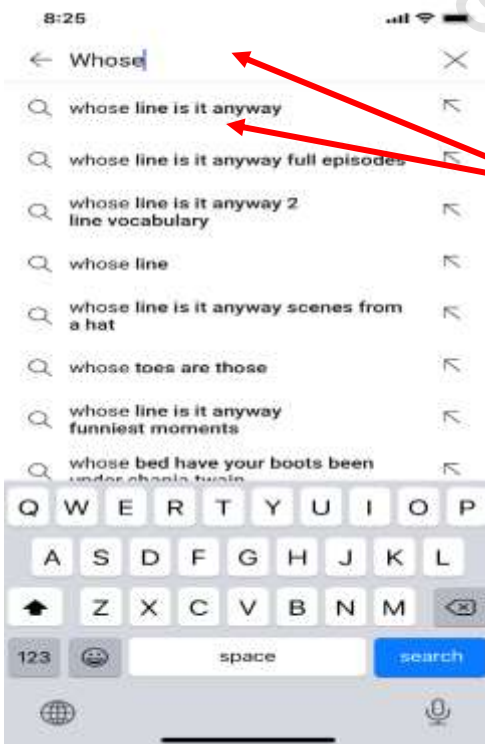
4. Select GET (On my screen, there is OPEN since the app is already on my phone)



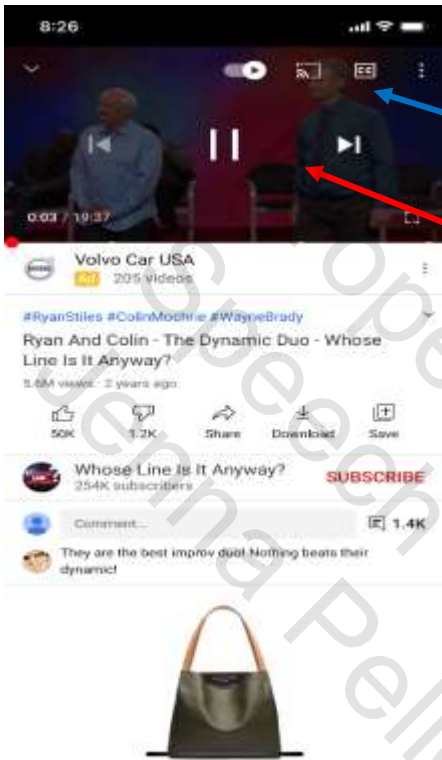
5. Click on Search



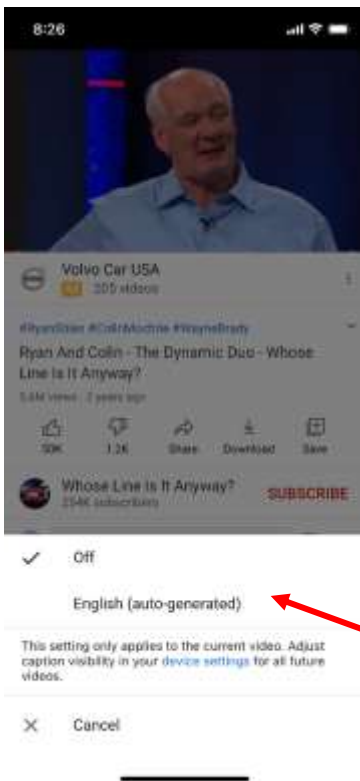
6. Type in name of video & select from list.



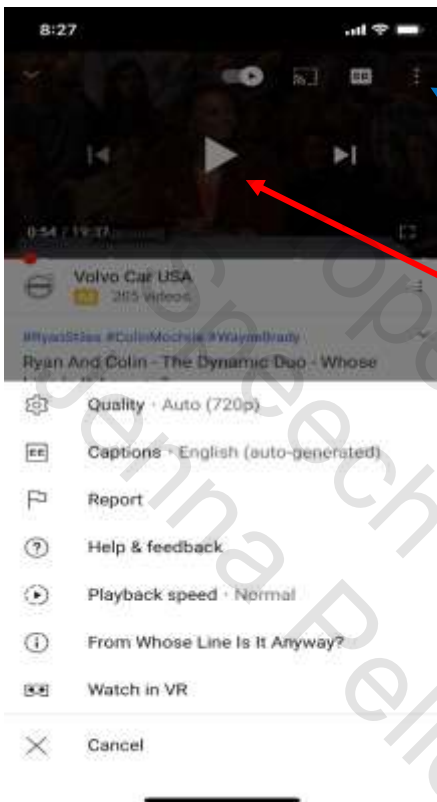
7. Click on the video screen & select CC box



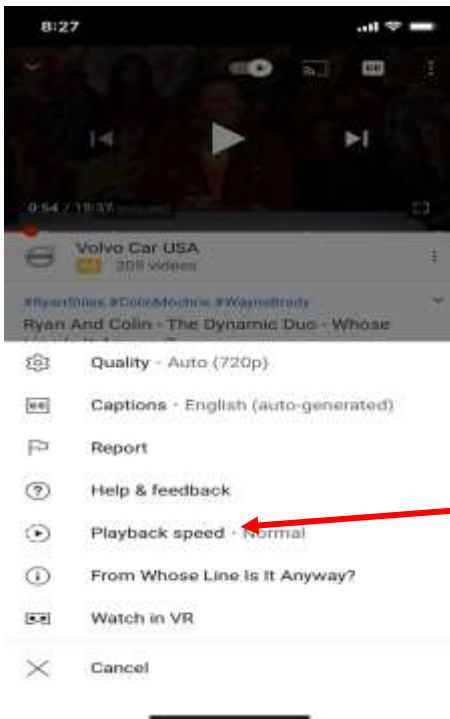
8. Click on English



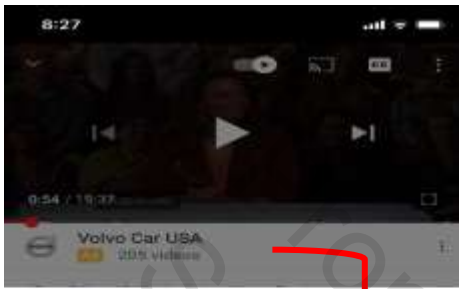
9. Click on video screen and select 3 dots (More)



10. Select Playback speed



11. Choose a speed that is slower than Normal (<1)



- 0.25x
- 0.5x
- 0.75x
- ✓ Normal
- 1.25x
- 1.5x
- 1.75x
- 2x

Cancel

12. Press Play to watch video. Click small box in lower right corner of video to enlarge screen.



Volvo Car USA
205 videos

#RyanDfes #ColinMochrie #WayneBradley

Ryan And Colin - The Dynamic Duo - Whose Line Is It Anyway?

5.6M views · 2 years ago

50K 1.2K Share Download Save

Whose Line Is It Anyway? 254K subscribers SUBSCRIBE

Comment... 1.4K

They are the best improv duo! Nothing beats their dynamo!

